

# MAX IV bulk shielding

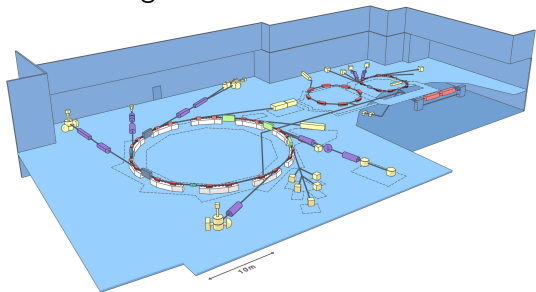
Magnus Lundin

May 22, 2009

## Outline

- ▶ The existing MAX-lab
- ▶ MAX IV
  - ▶ Overview
  - ▶ Shielding objectives
  - ▶ Empirical models
  - ▶ The ring (Bent Schröder)
  - ▶ The linac tunnel
  - ▶ The SPF
  - ▶ Activation (Lennart Isaksson)
  - ▶ Summary


## The existing MAX-lab



- ▶ 3 rings 500, 700, 1500 MeV
- ▶ 2 S.C wigglers
- ▶ 850 users/y

## MAX IV key features

- ▶ 3 GeV linac
- ▶ 3 GeV, 500 mA, 530 m ring
- ▶ 20 5m straight sections
- ▶ A Short Pulse Facility (SPF)
- ▶ The upgraded MAX II and MAX III rings



## Shielding objectives

### The general public

- ▶ Sum < 1 mSv/y
- ▶ For MAX IV 100  $\mu\text{Sv}/\text{y}$
- ▶ Estimate time spent on the linac tunnel

### The MAX IV personnel

- ▶ < 1 mSv/y
- ▶ 2000 h/y
- ▶ 0.5  $\mu\text{Sv}/\text{h}$

## Linac modes

Mode	Rate (Hz)	Energy (GeV)	Charge (nC)	Power (W)	Duty
Filling/top-up	0.1	3.0	1	0.3	1.0
SPF	200	3.0	1	600	0.33

## Source terms from NCRP144<sup>1</sup> normalized to Sullivan<sup>2</sup>

Source term	Sv/kWh @ 1m and 90°
Bremsstrahlung	50
Neutrons < 25 MeV	10
Neutrons 25-100 MeV	1.2
Neutrons > 100 MeV	0.36

<sup>1</sup> NCRP Report No. 144, Radiation protection for particle accelerator facilities, National Council on Radiation Protection and Measurements, 2003

<sup>2</sup> A guide to radiation protection and radioactivity levels near high energy particle accelerators. A. H. Sullivan, Nuclear Technology Publishing, 1992



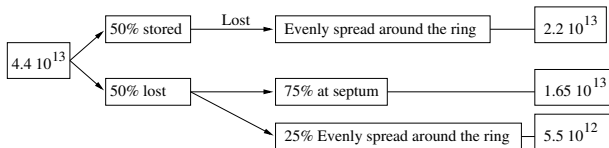
Material attenuation coefficients (in cm) same as NSLS-II<sup>3</sup>

Material	Brems	LEN	MEN	HEN
lead	2.2	14	17	17
iron	4.7	13	18	18
concrete	21	17	28	49
earth	44	21	56	56
polyethylene	69	6.2	61	61

<sup>3</sup>NSLS-II Preliminary Design Report (2007), Brookhaven National Laboratory

## The MAX IV ring

Circumference 530 m, 500 mA, 4 injections/day



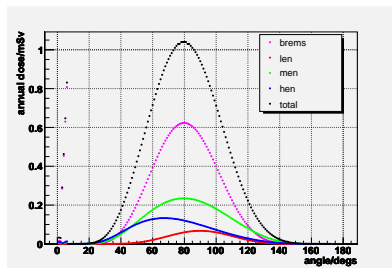

Per 2000 h

$5.53 \cdot 10^4$  J per straight section (20)

$7.17 \cdot 10^5$  J at septum

(The MAX IV ring)

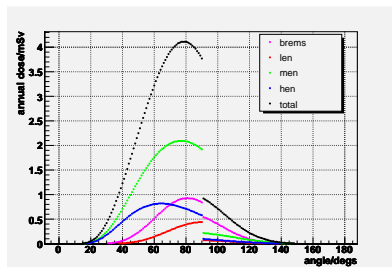
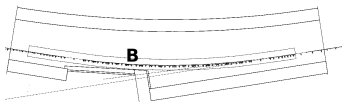
2000 h dose 50 cm off the 100 cm concrete wall (+ Pb around 0°)



(The MAX IV ring)

Alt. B ( $0^\circ$  exit 21m  $\rightarrow$  16m)

2000 h dose 50 cm off the 30 cm Fe + 10 cm PE wall

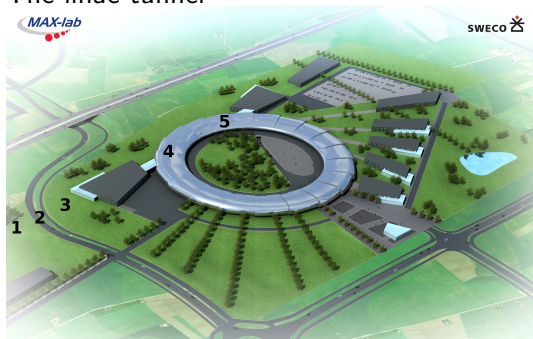


(The MAX IV ring)

## Summary

Item	Shield	Comment
lateral wall	100 cm concrete	
	170 cm concrete	septum
	30 cm Fe + 10 cm PE	alt B
ratchet wall	100 cm concrete + 10 cm Pb	
	200 cm concrete + Pb	septum

# The linac tunnel

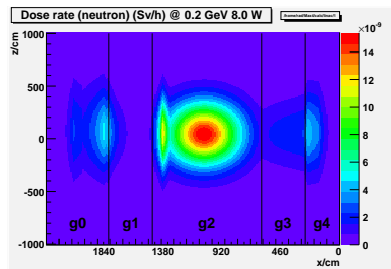
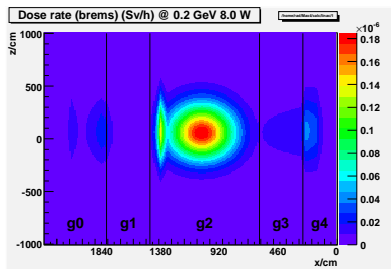
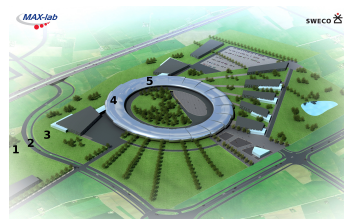


4 locations

Location	Energy (GeV)	Loss (%)	Loss @ 200 Hz (W)
1	0.2	20	8
2	1.0	1	2
3	1.5	1	3
4	3.0	1	6

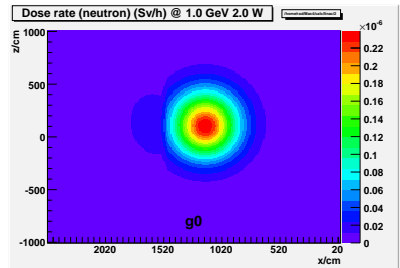
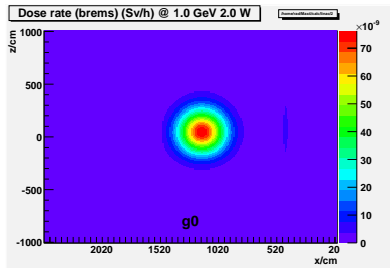


Linac 1, 0.2 GeV, 8 W loss (20%)

Vertical shield: 50 cm concrete, 380 cm earth



Linac 2, 1.0 GeV, 2 W loss (1%)

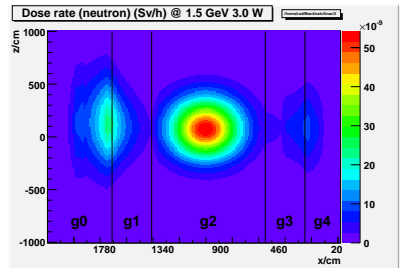
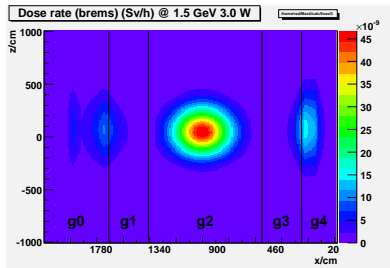

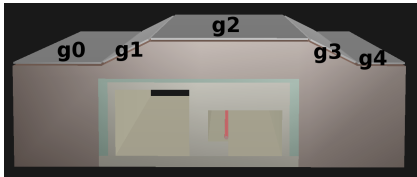
Vertical shield: 150 cm concrete, 80 cm concrete





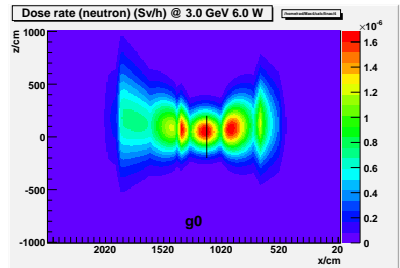
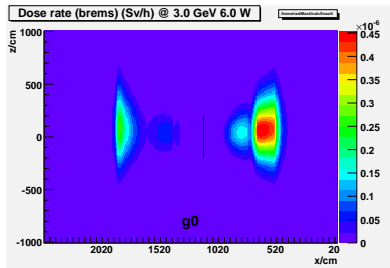

Linac 3, 1.5 GeV, 3 W loss (1%)

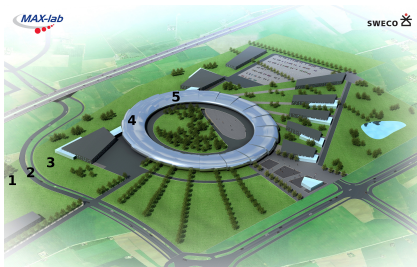
Vertical shield: 150 cm concrete, 200 cm earth



Linac 4, 3.0 GeV, 6 W loss (1%)

Vertical shield: 40 cm Fe, 110 cm concrete, 40 cm concrete



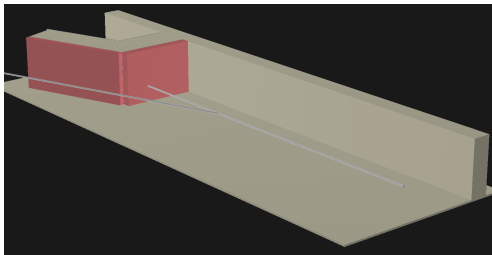
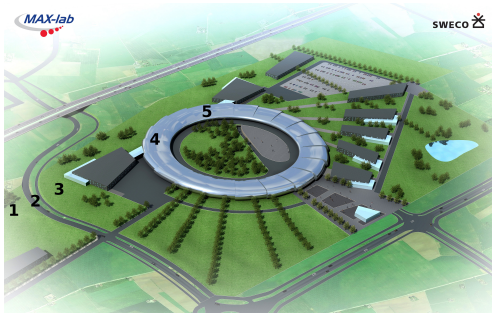


## Summary linac

Location	Dose rate ( $\mu\text{Sv/h}$ )	Dose limit (mSv)	Hours <sup>4</sup>
1	0.20	0.1	1500
2	0.31	0.1	968
3	0.10	0.1	3000
4	1.65	1.0	1818

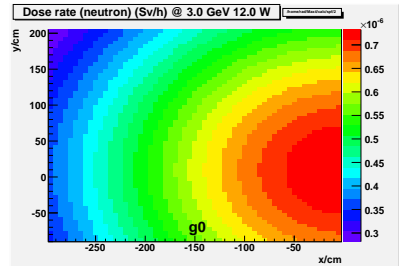
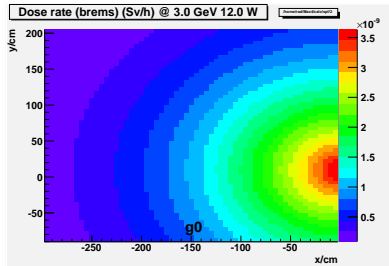
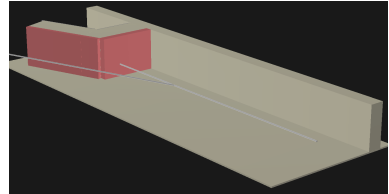
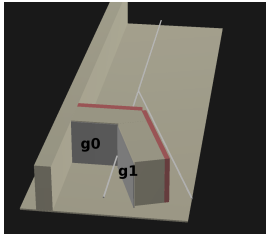
<sup>4</sup>Taking the dutyfactor of 0.33 into account

SPF 5, 3.0 GeV, 12 W loss at  $0^\circ$  (2%) and 6 W loss at  $90^\circ$  (1%)



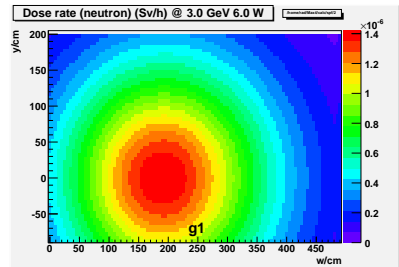
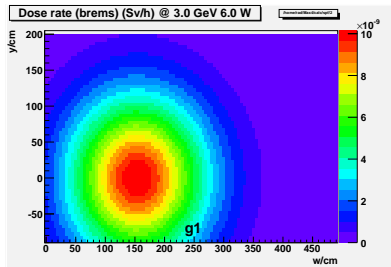
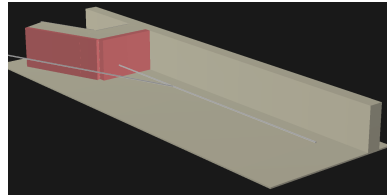
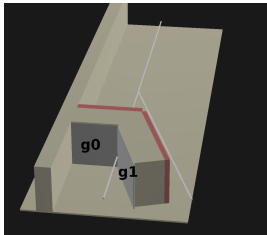
SPF 5 (g0), 3.0 GeV, 12 W loss at 0° (2%)

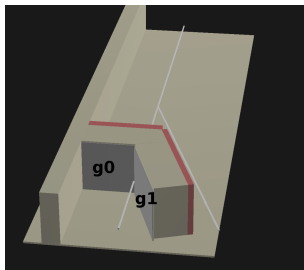
Forward shield: 50 cm Fe, 200 cm concrete



SPF 5 (g1), 3.0 GeV, 6 W loss at 90° (1%)

Side shield: 30 cm Fe, 180 cm concrete





## Summary SPF

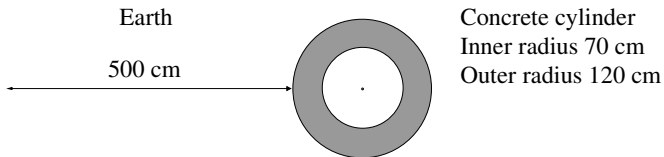
Location	Dose rate ( $\mu\text{Sv/h}$ )	Dose limit (mSv)	Hours <sup>5</sup>
g0	0.70	1.0	4286
g1	1.40	1.0	2142

Distance dipole bend to experimental area: 910 cm

<sup>5</sup>Taking the dutyfactor of 0.33 into account

## Activation of the earth surrounding the linac tunnel

- ▶ Geant4
- ▶ Simple cylindrical geometry
- ▶ 3 GeV, 200 W
- ▶ Fe target  $r=4$  mm





Longlived (>1 day) results after running 1 year

Isotope	Bq/g
${}^7\text{Be}$	0.0012
${}^{22}\text{Na}$	0.0004
${}^{33}\text{P}$	0.0004
${}^{37}\text{Ar}$	0.35
${}^{45}\text{Ca}$	0.0006
${}^{49}\text{V}$	0.0002
${}^{51}\text{Cr}$	0.0004
${}^{54}\text{Mn}$	0.0002
${}^{55}\text{Fe}$	0.0024

## (Major) Uncertainties

- ▶ The estimated electron losses
- ▶ The shielding properties of “earth”